

Year 5 Planned Work Schedule

Week beginning Monday 29th June

- At least 20 mins reading daily. Children can now complete quizzes at home and we will track their scores.
- Times tables to be practised using Ten Ticks.
- Spelling list: Attached on last page (Children to practise daily and can complete a written test on Friday please)
- Specific Tasks are detailed on page 3 to help plan your learning. Education City tasks have multiple activities and learning which can be spread throughout the week.

We will begin working on our transition work for year 6 over the next couple of weeks as our project focus. We look forward to seeing your results on Class Dojo.

It has been lovely to see the work and other things you have been up to during the time we haven't been able to be together. If you would like to share, please do this on Class Dojo. Invites have been sent out.

Dear Children/Parents and Carers,

Another big thank you to all the children and their supportive parents/carers for their continued efforts at home. We know that it's a strange time and appreciate all the effort you are making to continue to learn and progress.

Miss Treanor, Mrs Kelly and Mrs Murray



Project Work - Transition into Year 6



Over the next couple of weeks, we are going to be working on our transition into Year 6 project. This will involve mindfulness tasks, writing, maths and art/craft ideas. We will also be completing these transition tasks through our English and Maths lessons.

You can choose how you present this project (eg: It could be in a folder with photographs, a PowerPoint presentation or just on sheets.) These can be uploaded to ClassDojo and shared with your teacher.

English & PSHE tasks this week (on the weekly timetable):

Monday: Draw an outline of a person (you). On the inside, write words to describe your personality. On the outside, write words and phrases to show your likes, dislikes, hobbies, hopes & ambitions.

Tuesday: Complete 'All About Me' page (attached further down).

Wednesday: Write a letter to your teacher in year 6. Tell them all about you. Include what are your biggest hopes and fears about moving year groups.

Thursday: 'I am' poem: you will be moving to another year group. Write an 'I am' poem to introduce yourself. It should be a minimum of 5 lines and a maximum of 10 lines. E.g.

*I am excited to see my friends,
I am nervous about the new lessons,
I am a little worried about the work,
I am looking forward to the art,
I am happy to try my best,
I am going to try to become a prefect.*

Friday: Write a timetable for your perfect school day. Include what you would like for your meals and the activities you would like to do. Extension: Draw and label a plan of your perfect classroom or play area. Include the equipment you would like to have, e.g. climbing frame.

Daily Work – Week beginning 29th June

	Subject(s) & Task
Monday	<p>English – Draw an outline of a person (you). On the inside, write words to describe your personality. On the outside, write words and phrases to show your likes, dislikes, hobbies, hopes & ambitions. Describe things you feel you are good at and things you feel you want to improve on.</p> <ul style="list-style-type: none"> • Maths Oak Academy – Describe Volume in cubic units – Lesson 4 – https://classroom.thenational.academy/lessons/volume-to-describe-volume-in-cubic-units • RE – Reconciliation – LO: To consider how the Church is called to Stewardship of creation. Think about what we mean by caring for the Earth. Read <i>Geneses 1: 1-25</i>. Discuss and consider the wonder of God's creation. Take photographs outside that show the wonders of creation. Create a collage. <ul style="list-style-type: none"> • Read and record pages in reading record
Tuesday	<ul style="list-style-type: none"> • English – Complete 'All About Me' pages (attached further down). • Maths – Oak Academy – Convert Units of Volume – lesson 5 – https://classroom.thenational.academy/lessons/volume-to-convert-units-of-volume <ul style="list-style-type: none"> • Science – Education city Science tasks – W/C 29.06.20 <ul style="list-style-type: none"> • Read and record pages in reading record
Wednesday	<ul style="list-style-type: none"> • English – Write a letter to your teacher in year 6. Tell them all about you. Include what are your biggest hopes and fears about moving year groups. (Some ideas below) <ul style="list-style-type: none"> • Maths – Education City – W/B 29.06.20 <ul style="list-style-type: none"> • Read and record pages in reading record • RE – Reconciliation – LO: To consider how the Church is called to Stewardship of creation. Think about what we mean by caring for the Earth. Remind yourselves of <i>Geneses 1: 1-25</i>. Continue to consider the wonder of God's creation. Write a prayer thinking about the wonders of God's creation. Please decorate.
Thursday	<p>English – 'I am' poem: you will be moving to another year group. Write an 'I am' poem to introduce yourself. It should be a minimum of 5 lines and a maximum of 10 lines. E.g.</p> <p style="text-align: center;"><i>I am excited to see my friends, I am nervous about the new lessons, I am a little worried about the work, I am looking forward to the art, I am happy to try my best, I am going to try to become a prefect.</i></p> <ul style="list-style-type: none"> • Maths – Education City – W/B 22.06.20 • Art – Claude Monet – Draw, sketch, colour or paint a picture set outside in the garden/park in the style of Monet. Try to think about the colour and shade. You could use your photographs from your RE on Monday as a source of inspiration. (See below for images and ideas). <ul style="list-style-type: none"> • Read and record pages in reading record

Friday	<p>English - Extended writing task - Write a timetable for your perfect school day. Include what you would like for your meals and the activities/lessons you would like to do. Extension: Draw and label a plan of your perfect classroom or play area. Include the equipment you would like to have, e.g. climbing frame.</p> <ul style="list-style-type: none"> • Maths - Education City - W/B 29.06.20 <ul style="list-style-type: none"> • Read and record pages in reading record • Year 6 Transition Project Work - Work can be completed and shared on class dojo
---------------	--


All about _____

I am _____ years old

One thing I like is...

One thing I don't like is...

This is my family



My favourite colour is

A word that describes me...

When I grow up I want to be...

Briefly explain your choices.

My top three favourite places!



Three significant things that have happened to me:



The top three people or animals that I like to spend time with are:

--	--	--

Three identical, empty rectangular boxes arranged horizontally, intended for writing the names of the top three people or animals the user likes to spend time with.

Wednesday - ideas to help with your letter

Over the summer holiday:

Next year I am looking forward to:


A special message for my new teacher:

Thursday - Art - Claude Monet

Impressionism

Monet is known as one of the founders of the **Impressionist** movement, along with the other artists experimenting with painting styles at that time.

In fact, the name, **Impressionist**, comes from a painting Monet exhibited called *Impression, Sunrise*.



Monet moved to Giverny in France, and he spent many hours painting the water lilies and the bridge in a series of huge paintings. Paintings of the water lilies are displayed in a purpose built, curved room at Musée de l'Orangerie,



Monet often painted the same scene many times, to capture the changing light and seasons.

Look at the pictures of the haystack paintings.

How does the changing light affect the feel of the paintings?



Task:

Draw, sketch, colour or paint a picture set outside in the garden/park in the style of Monet. Try to think about the colour and shade. You could use your photographs from your RE on Monday as a source of inspiration.

The Houses of Parliament



Some other online resources you can use

Twinkl - Variety of resources for children to work through (including recipes).

BBC Bitesize - <https://www.bbc.co.uk/bitesize/dailylessons> - Variety of videos and lessons. Also on the red button/iPlayer on BBC channels there are lessons children can watch.

Oak National Academy - <https://www.thenational.academy/> - Online classroom for all year groups. This also includes foundation subject and has daily schedules you can follow.

White Rose Maths - <https://whiterosemaths.com/homelearning/> - Daily 20-30 min Maths lessons you can access. Watch video then worksheets related to the learning video.

The Maths Factor - <https://www.themathsfactor.com/>

Authorfy 10 minute challenge - <https://authorfy.com/10minutechallenges/> Challenges set everyday by authors.

Audible - Particular children's books have free access.

Harry Potter at home- <https://www.wizardingworld.com/collections/harry-potter-at-home>



Well done for working hard on reading and keep it up!

*Reading Stars (Children who have scored 80%+ in quizzes between Thursday 18th-
Wednesday 24th June)*

Weronika (2 quizzes), Ema (3 quizzes), Bertie, Jessica, Sharon, Reon (2 quizzes), Max (3 quizzes), Josiah, Tomas (4 quizzes), Adam, Avik, Darius, Alicia and Blanka.

*A big well done to all of you have been able to access **Education City** and have been working hard with the home learning activities.*

A special well done to the following who have achieved over 80% in the activities:

5LK: Adam, Samuel, Reon, Kai, Sophie, Alicia, Josiah, Avik, Tomas, Orlaith, Alessia, Zofia, Teodora, Katie, Benjamin, Victoria, Maximus & Chloe

5MT: Jessica, Noah, Alessandro, Matei, Evie, Liana, Nathan, Bethany, Weronika, Ema-Stefania, David, Bertie, Ella, Lillie, Chuma, Michael, Ruby, Daniel, TJ, Nikola M, Nikola S, Sinead & Kayden

*We've had lots of "Star pupils" who've forwarded **amazing** work on Class Dojo.*

Sophie- very detailed diary entry

Tomas- wonderful Earth poem

Reon- very detailed science investigation

Adrian- wonderful presentation in his diary entry.

Avik- completely unique science investigation.

Katie- wonderful recipe of savory tarts, pizza wraps and chocolate fondant.

Maja- unique skittle experiment.

Liana- amazing presentation of diary entries.

Daniel, Alessandro & Noah- really lovely RE work.

Bertie- super science experiment investigating a kite.

Ethan- great diary entries for the week.

Weronika- lovely artwork for Father's Day.

Spellings can be tested at the end of the week – there is a separate spelling activity set on Education City if you would like to do this also

Year 5 and 6 Statutory Spellings

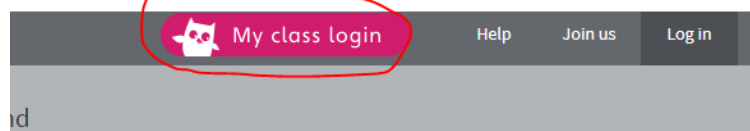
marvellous
lightning
muscle
necessary
neighbour

opportunity
occur
profession
programme
recognise

Do not worry that we may have looked at some of these words previously. We will be repeating some of the spelling banks words to get us ready for year 6

As a school we have access to Oxford Owl online. This is the spelling programme we use as a school. We have set up class logins where the children can access some activities.

To access: <https://www.oxfordowl.co.uk/>



Click on this at the top.

Enter log in details.

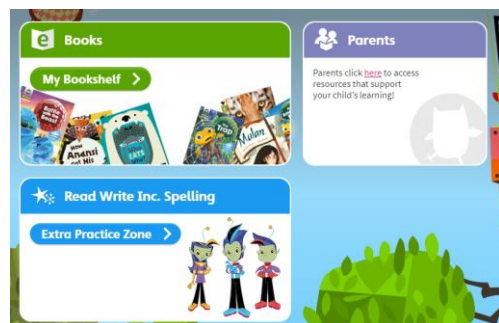
5MT: User - year5mt

Password - sacredheart

Enter log in details.

5LK: User - year5lk

Password - sacredheart



This is the page you will get. You can access books as well as the Read Write Inc spelling extra practice zone.

Click in Extra Practice zone and children can work through a couple of these to help with their spellings.